PROGRESSIVE completions ltd.

Product Catalogue 2014

Innovation Through Experience.

Table of Contents

Ax6 Double Grip Retrievable Packer	1
Ax8 Double Grip Retrievable Packer	2
Ax10 Double Grip Retrievable Packer	3
Ad-1 Tension Packer Packer	4
On/Off Tool	5
P1-J Valve & K Valve	6
C1 Tubing Anchor/Catcher	7
Db-10 Bridge Plug	8
Hm-1B Bridge Plug	9
Hm-2 Bridge Plug	10
Cement Retainer	11
Wr/Cw Bridge Plug	12
Hydraulic Setting Tools	13
Mechanical Setting Tool	14
X/Xn & R/Rn Landing Nipples	15
F & R Landing Nipples	16
Cx & Cf Sliding Sleeves	17
Casing Scraper	18
Dump Bailer	19
Sand Bailer Selective Acid Assembly	20
Safe Tension Tool	21
Quarter-Turn Anchor	22
Chemical Injections Sub	23

Ax6 Double Grip Retrievable Packer

The AX6 is a lower pressure single string double grip retrievable production packer that hold pressure from above and below. Once set, the AX6 can be left in tension, compression or neutral. Incorporated into the design is an internal bypass system that along with fluid by pass while running, equalizes pressure before the upper slips are pulled from the casing wall. The AX6 Packer is designed for production, testing, zone isolation and injection applications.

- **¼ TURN RIGHT-HAND SET, ¼ TURN RIGHT-HAND RELEASE**
- **TUBING, WIRELINE, OR HYDRAULIC SET**
- **AVAILIBLE WITH PREMUIM ELASTOMES**
- **OPTIONAL SOUR SERVICE COATINGS (IMPREGLON, NICKEL, ETC)**
- **LEFT-HAND J-SLOT CONFIGURATION AVAILABLE**

Ax8 Double Grip Retrievable Packer

The 8K Double Grip Packer is the most versatile of the mechanically set retrievable packers and may be used in any production application. The packer is suited for treating, testing, injecting, pumping wells, and flowing wells, deep or shallow. The packer can be left in tension or compression, depending on well conditions and the required application. A large internal by-pass reduces swabbing when running and retrieving. The by-pass closes when the packer is set and opens prior to releasing the upper slips when retrieving to allow pressure equalization. The J-slot design allows easy setting and releasing.

- **¼ TURN RIGHT-HAND SET, ¼ TURN RIGHT-HAND RELEASE**
- **TUBING, WIRELINE, OR HYDRAULIC SET**
- **AVAILIBLE WITH PREMUIM ELASTOMES**
- **OPTIONAL SOUR SERVICE COATINGS (IMPREGLON, NICKEL, ETC)**
- **LEFT-HAND J-SLOT CONFIGURATION AVAILABLE**

Ax10 Double Grip Retrievable Packer

The 10K Double Grip Packer is the most versatile of the mechanically set retrievable packers and may be used in any production application. The packer is suited for treating, testing, injecting, pumping wells, and flowing wells, deep or shallow. The packer can be left in tension or compression, depending on well conditions and the required application. A large internal by-pass reduces swabbing when running and retrieving. The by-pass closes when the packer is set and opens prior to releasing the upper slips when retrieving to allow pressure equalization. The J-slot design allows easy setting and releasing.

- **¼ TURN RIGHT-HAND SET, ¼ TURN RIGHT-HAND RELEASE**
- **TUBING, WIRELINE, OR HYDRAULIC SET**
- **AVAILIBLE WITH PREMUIM ELASTOMES**
- **OPTIONAL SOUR SERVICE COATINGS (IMPREGLON, NICKEL, ETC)**
- **10,000 PSI RATING FOR HIGH PRESSURE APPLICATIONS**
- **LEFT-HAND J-SLOT CONFIGURATION AVAILABLE**

Ad-1 Tension Packer Packer

The Model “AD-1” Tension Packer provides a compact, economical retrievable packer for use where a setdown type packer is impractical because of pressure requirements. Although designed primarily for waterflooding, this packer can also be used for such pressuring operations as formation fracturing in shallow or low-fluid-level wells. The JSlot allows for simple quarter-turn setting and releasing.

- **¼ TURN SET, ¼ TURN RELEASE**
- **COST EFECCTIVE PACKER**
- **SECONDARY SHEAR RELEASE**

On/Off Tool

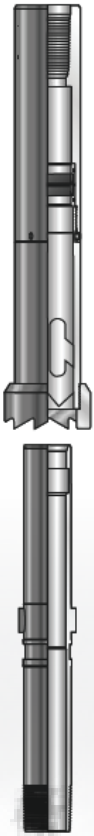

The On-Off Seal Unit is a short, compact, overshot type receptacle with a Jay, which engages automatically and releases with a one quarter turn left hand rotation. This tool provides a means of disconnecting and re-connecting the tubing string without unseating the packer. A profile in the seal mandrel provides a means of blanking off the zone below the packer with a Wireline Retrievable Plug. After remedial work has been completed, the tubing may be re-engaged at the On-Off Seal Unit and the Tubing Plug pulled by wireline to place the well on production. The standard overshot has two bonded seals which allows for multiple disconnects and re-connects. Both 6K and 10K pressure ratings are available.

- **BONDED SEAL ALLOWS DISCONNECTS AND RE-CONNECTS**
- **RIGHT-HAND OR LEFT-HAND RELEASE**
- **NUMEROUS LANDING PROFILES AVALIABLE FOR SLICK JOINT**
- **OPTIONAL SOUR SERVICE COATINGS (IMPREGLON, NICKEL, ETC)**
- **6K AND 10K PRESSURE RATINGS AVAILABLE**

P1-J Valve & K Valve

The P1-J Valve is a heavy duty component which converts a right hand set/right hand release Double Grip packer into a temporary Bridge Plug. The P1-J Valve is run in conjunction with the P1-J Retrieving Head. The heavy duty Retrieving Head allows circulation even when latched onto the P1-J Valve. The design of the unique, pressure balanced, positive valve operation virtually eliminates any chance of the valve being opened accidentally. The rugged valve may be opened or closed to unset or reset the Double Grip Packer numerous times.

The K Valve is a high pressure mechanically operated valve used to convert a double grip retrievable packer to a bridge plug. The “K” Connector design allows pressure to equalize above and below before the packer is released. The running/retrieving tool is locked to the valve eliminating accidental separation.

- **EASILY CONVERT A DOUBLE GRIP PACKER INTO A RETRIEVABLE BRIDGE PLUG**
- **EQUALIZING VALVE ALOWWS FOR PRESSURE EQUALIZATION WITHOUT ACCIDENTALLY UNSETTING PACKER**
- **BONDED SEAL ALLOWS FOR REPEATED USE WITHOUT SEAL REPLACEMENT**
- **AUTO JAY RETRIEVING TOOL FOR EASY CONNECTING**

C1 Tubing Anchor/Catcher

The C-1 Anchor is a retrievable double grip tubing anchor designed to anchor the tubing string in tension or compression. When installed with the proper amount of tubing tension, this anchor prevents movement of the tubing string during rod pumping operations. This results in more oil production per pump stroke and in turn extends the life of the pump, rods and tubing and decreases pumping costs. This anchor incorporates an emergency shear release system which is easily adjustable in the field. Anchors are furnished with a total of 22,000 daN (50,000 lbs.) secondary release shears. The C-1 Anchor utilizes drag pads backed up by Inconel springs which results in more positive drag.

- **STANDARD LEFT-HAND SET, OPTIONAL RIGHT-HAND SET**
- **ADJUSTIBLE SECONDARY SHEAR RELEASE**
- **BI-DIRECTIONAL WICKER SLIPS**
- **OPTIONAL SOUR SERVICE COATINGS (IMPREGLON, NICKEL, ETC)**

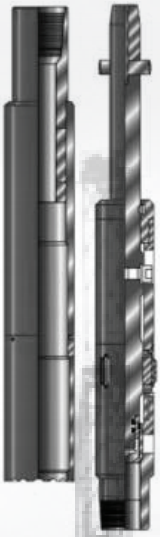

Db-10 Bridge Plug

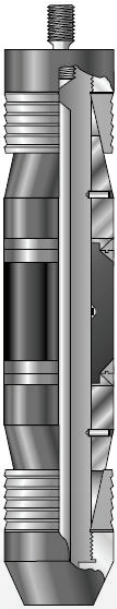

DB-10 bridge plugs are premium cast-iron plugs that can be used in various applications such as well abandonments, temporary and permanent zonal isolation, squeeze cementing, and fracturing. These plugs can withstand differential pressures up to 10,000 psi (68.95 MPa) and temperatures up to 300˚F (149˚C) and are constructed of drillable material that ensures quick drillouts. A higher-temperature packing element is available upon request for extreme temperature environments.

- **WIRELINE OR HYDRAULIC SET ON TUBING**
- **EASILY DRILLED OUT**
- **TERMAL PACKING ELEMENT AVAILABLE**
- **PRESSURE RATED TO 10,000 PSI (70 MPA)**

Hm-1B Bridge Plug

The HM-1 bridge plug is a permanent cast-iron plug set with hydraulic pressure and mechanical pull to isolate the lower part of a wellbore. The plug uses a retrievable setting tool that requires right-hand rotation to release the plug. Surface pressure combined with mechanical pull to set the plug ensures that the setting tool releases and prevents downhole tool loss.

- **WIRELINE OR HYDRAULIC SET ON TUBING**
- **EASILY DRILLED OUT**
- **TERMAL PACKING ELEMENT AVAILABLE**
- **PRESSURE RATED TO 10,000 PSI (70 MPA)**

Hm-2 Bridge Plug

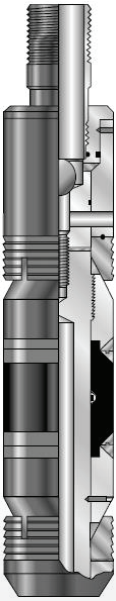

The HM-2 bridge plug is a permanent high-pressure cast-iron plug set with hydraulic pressure and mechanical pull to isolate the lower part of a wellbore. The plug uses an efficient built-in setting tool which is released from the tubing string with right-hand rotation. Surface pressure combined with mechanical pull to set the plug ensures that the setting tool releases and prevents downhole tool loss.

- **WIRELINE OR HYDRAULIC SET ON TUBING**
- **EASILY DRILLED OUT**
- **TERMAL PACKING ELEMENT AVAILABLE**
- **PRESSURE RATED TO 10,000 PSI (70 MPA)**
- **FULL ID ON WORK STRING AFTER PLUG IS SET AND RELEASED**

Cement Retainer



The cement retainer is a field-proven, modular, cast-iron, drillable isolation tool for various applications. Changing the top slips enables the versatile retainer to be set mechanically or on a wireline setting tool. Replacing the sleeve valve with a solid plug converts the retainer to a bridge plug. The retainer enables pressure testing before cement squeezing. The surface-controlled valve automatically closes when the stinger is removed to maintain the squeeze pressure while excess cement is circulated out. The valve also isolates hydrostatic pressure to protect sensitive zones. The rotationally locked, cast-iron components enable a fast drillout to save rig time.

- **WIRELINE OR HYDRAULIC SET ON TUBING**
- **ROTATIONALLY LOCKED PARTS FOR EASY DRILLOUT**
- **CAN BE CONVERTED TO A BRIDGE PLUG**
- **PRESSURE RATED TO 10,000 PSI (70 MPA)**

Wr/Cw Bridge Plug

The WR/CW Bridge Plugs are a proven and reliable retrievable bridge plug. They are commonly used for zone or well isolation during fracturing, acidizing, cement squeezing, testing or surface repair operations. The double acting slips securely anchor the bridge plug against pressure differentials from above or below. The three element pack off design ensures reliable sealing at high pressures and temperatures. The equalizing valve design allows pressure differential to be equalized before going through the upward releasing motion. No rotation is required to release the WR/CW bridge plug.

- **WIRELINE OR HYDRAULIC SET ON TUBING**
- **WIRELINE, COIL, OR TUBING RETRIEVABLE**
- **EQUALIZING SYSTEM ALLOWS FOR SAFE RELEASE**

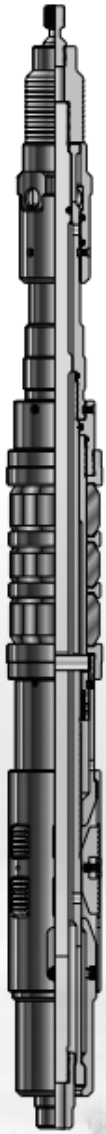

Retrieving tool.

Wireline adapter.

Hydraulic Setting Tools

The 5/10/20 Hydraulic Setting Tools are designed to be run on drill pipe, tubing, or coil tubing. Pressure is transmitted to the setting tool in order to set bridge plugs, cement retainers, production packers, and service tools which would normally be set on wireline. Hydraulically setting equipment is especially applicable to setting plugs or packers in deviated wells or on locations where a wireline unit is not available or practical. The 5/10/20 setting tools can have setting chambers added or removed depending upon pressure or force requirements.

- **SET ON DRILL PIPE, TUBING, OR COIL TUBING**
- **SETTING CHAMBER MAY BE ADDED OR REMOVED**
- **HYDRAULICALLY SET TOOLS THAT ARE NORMALLY SET ON WIRELINE**

Mechanical Setting Tool

The Mechanical Setting Tool is used to run and set cement retainers or bridge plugs on tubing. In addition to the setting function the mechanical setting tool incorporates the cementing stinger that is used to operate the cement retainer valve once the retainer is set. The mechanical setting tool operates with right hand rotation in conjunction with compression/tension enabling the setting of the cement retainer slips and engaging the appropriate pack-off.

- **SET ON DRILL PIPE OR TUBING**
- **ALLOWS FOR SETTING, PRESSURE TEST, AND CEMENT SQUEEZE IN ONE TRIP**
- **EASILY CONVERTED TO SET BRIDGE PLUGS**

X/Xn & R/Rn Landing Nipples

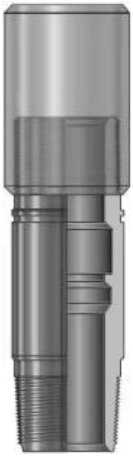

The X/XN and R/RN Landing Nipples are utilized in the completion string to allow for the positive location of numerous subsurface flow control devices such as blanking plugs, bottom hole chokes, downhole recorders, etc. The X/XN and R/RN locking profiles allow for full selectivity in running flow control devices in completion strings where numerous profile nipples may be required. The X and R profiles do not have a No-Go ring machined in the bottom of the nipple where as the XN and RN do. Typically the No-Go nipple is the bottom profile in the string. Generally the R/RN profile nipples are used in higher pressure applications or those where smaller nipple sizes are required.

- **WIDE RANGE OF MATERIALS AND COATINGS AVAILABLE**
- **MULTIPLE CONNECTIONS AVAILABLE**
- **UP TO 10K RATING**

F & R Landing Nipples

The F/R Landing Nipples are utilized in the completion string to allow for the positive location of various subsurface flow control devices such as blanking plugs, bottom hole chokes, downhole recorders, etc. The F/R Landing Nipples come in a wide range of profile sizes for each tubing size accommodating those applications where numerous profile nipples may be required. The F profile does not have a No-Go ring machined in the bottom of the nipple whereas the R does. Typically the No-Go nipple is the bottom profile in the string.

- **WIDE RANGE OF MATERIALS AVAILABLE**
- **MULTIPLE CONNECTIONS AVAILABLE**
- **SOUR SERVICE COATINGS AVAILABLE**

Cx & Cf Sliding Sleeves

The CX and CF standard sliding sleeves are downhole valves that can be installed in the production string to provide communication between the tubing/casing annulus. These sleeves are economical with many versatile options. The sleeves are opened and closed using standard wireline methods. An inner sleeve designated as 'D' is shifted downward to open the tool and upward to close it. An inner sleeve designated as 'U' is shifted upward to open the tool and downward to close it. Sleeves are designed with a nipple profile on the upper sub to accommodate flow-control locks with either a Otis 'X' or Baker 'F' profile. All of the sleeves are designed such that the circulation/flow area is at least equal to the tubing size it is designed for. The standard sleeves incorporate the proven 'vee' seal design and can be varied to suit the environment and/or the application it is to be used in. The sleeves are designed so that normal wireline, coil or other operations will not open or close the sleeves inadvertently. Equalizing ports in the inner sleeve allows for equalizing when shifting the sleeve open in high pressure differential applications.

- **WIDE RANGE OF SIZES, CONNECTIONS, AND MATERIALS**
- **PORTED FLOW AREA EQUAL TO TUBING FLOW AREA**
- **'VEE SEALS' MAY BE SHIFTED MULTIPLE TIMES**

Casing Scraper



The casing scraper is used to remove foreign matter on the inside casing wall in order to provide a smooth clean casing I.D. for running and setting packers and other sub-surface equipment. The casing scraper features a one piece body with full 360° casing I.D. coverage provided by six spring loaded scraper blades. The design also features a large bypass area around and between the blades for ease of circulating. Each blade is secured in its own individual pocket and ensures that all thrust and rotational forces are absorbed directly by the one piece body. The casing scraper features leaf type Incoloy springs behind each self-sharpening blade, providing maximum usage before repairs or replacement is necessary.

- **FULL CASING COVERAGE**
- **LARGE BYPASS FOR CIRCULATING**
- **INCOLOY SPRINGS FOR LONGEVITY**
- **MAY BE RUN ON TUBING OR DRILL PIPE**

Dump Bailer

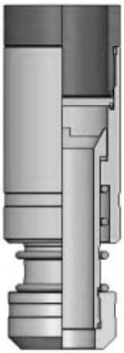

This sub breaks the glass by setting down the dump bailer on top of a plug. The weight of the dump bailer compresses the spring and forces the sleeve into the glass. Large bore through the sleeve ensures rapid cement flow onto the plug. The glass disk is sealed with O-rings to prevent cement from leaking into thread connections and ensures the glass does not get damaged when tightening the assembly. Simple maintenance includes cleaning, no redressing of shears is required.

- **LARGE BORE FOR RAPID CEMENT FLOW**
- **SIMPLE TO OPERATE**
- **LOW MAINTENANCE**

SAND BAILER

The Tubing Bailer is a fast and efficient way to clean out sand or other fill from a well. It is an efficient mechanical pump capable of removing large volumes of fill in a single trip. The Tubing Bailer does not depend on hydrostatic differential pressure in order to operate and is therefore very effective in extremely low fluid wells.

Large volume of sand or fill can be cleaned out in one trip. The debris chamber is adjustable to accommodate any amount of sand or fill to be retrieved. The bailer assembly is designed with a ported nipple on top to eliminate pulling wet tubing. A specially designed saw-tooth washover shoe on bottom of assembly allows rotation through compacted sand.

- **SIMPLE TO OPERATE**
- **ONE RUN CLEANOUTS**
- **EFFICIENT IN LOW FLUID WELLS**
- **COST EFFECTIVE**

Selective Acid Assembly

The SAA is a cup type selective tool specially designed to isolate and selectively acidize pre-determined intervals of perforation. The SAA will isolate intervals to any length by the addition of standard tubing pups joints. The SAA utilizes a simple design with heavy duty cups for reliable, proven operation and a large annular bypass to ease running and retrieving.

The SAA assembly is normally ran into the well with a circulating valve open to a position just above the perforated interval to be stimulated. The circulation valve is closed to pressure test the SAA's complete assembly. Opening the circulation valve will equalize the tubing to annulus. The SAA tool can now be moved to the desired interval to be treated. Then, after the stimulation fluid is circulated down and the valve is closed, the treatment can be performed.

- **STIMULATION INTERVAL OF ANY LENGTH**
- **MULTIPLE CUPS TO ENSURE PROPER SEAL**
- **LARGE BY-PASS FOR EASY TRIPPING**

Safe Tension Tool



The Progressive Safe Tension Tool (STT) was designed to eliminate the potential for a loss of control situation which may be experienced when setting a tubing sting in tension using the standard field procedure. While tension is pulled into the tubing string using the STT there is no need to remove the BOP's or to overstretch the tubing, which is the case when using Low Line Slips.

The STT is installed between the tubing hanger and the production tubing and once the tubing hanger is landed, isolating the annulus, tension is pulled into the tubing string and safely locked into place without losing well control. The tool allows for complete rotation of the tubing when setting downhole tools such as anchors or packers.

- **ALLOWS FOR COMPLETE WELL CONTROL AT ALL TIMES**
- **ELELIMINATES THE NEED TO OVER STRETCH TUBING**
- **SLIMHOLE VERSIONS AVIALABLE**
- **AVAILIBLE IN MULITPLE MATERIALS**
- **SOUR SERVICE COATINGS AVIALIBLE (NICKEL, IMPREGLON)**
- **UP TO 10,000 PSI PRESSURE RATING**

Quarter-Turn Anchor

The large flow area past the Progressive Quarter-Turn Anchor (PQA) makes it ideal for use with the Progressive Chemical Injection Sub (CIS) in applications where chemical needs to be injected below the anchor via a capillary line banded to the outside of the tubing. Minimizing the movement needed to set the anchor (¼ RH Turn) also minimizes the chances of damaging the capillary line experienced with traditional anchors, such as a C1 anchor, and makes the anchor easier to set in deviated or horizontal sections of the well.

- **SECONDARY SHEAR UP TO 50,000 LBS**
- **LARGE ANNULAR BYPASS**
- **COATED MANDREL FOR SOUR SERVICE**
- **10,000 PSI PRESSURE RATING**

Chemical Injections Sub

The Progressive Chemical Injections Sub (CIS) was designed to be used with the Progressive Quarter-Turn Anchor and Progressive Safe Tensioning Tool as a system in deviated wells which make surface pipe manipulation difficult. Constructed from L-80 material for increased strength the CIS also has a wedge shaped guard to protect the connection of the capillary string to the CIS. The CIS comes in a regular version and a slimhole version for heavy weight casing.

- **WEDGE SHAPED GUARD TO PROTECT CAPILLARY STRING**
- **L-80 FOR INCREASED STRENGTH**
- **ADDITIONAL MATERIALS AND COATINGS AVIALIBLE**
- **SLIMHOLE VERIONS AVIALIBLE**
- **10,000 PSI PRESSURE RATING**

Contact Us

Edmonton Head Office & Station

9750 27 Avenue
Edmonton, AB T6N 1B2

P.780.434.2399
F.780.434.3936

Calgary Sales Office

1104, 505-6 St SW
Calgary, AB T2P 1X5

P.587.352.1404

Devon Field Services

50305 Range Rd 262

P.780.434.2399
F.780.434.3936

Camrose Station

4720 - 37 Street
Camrose, AB T4V 0G3

P.780.608.2099
F.780.608.2069

Grande Prairie Station

Bay 4, 8614 - 112 Street
Grande Prairie, AB T8V 5X4

P.780.434.2399
F.780.434.3936

PROGRESSIVE™ completions ltd.

www.progressivecompletions.com